

New 45' + Sales

		2010	2011	yoy	2012	yoy	2013	yoy	2014	yoy	2015	yoy	2016	yoy	2017	yoy	2018	yoy	2019	yoy	2020	yoy
Semi/full monocoque, unibody chassis construction	Private	435	697	60.2%	790	13.3%	1,316	66.6%	1,326	0.8%	1,468	10.7%	1,553	5.8%	1,682	8.3%	1,702	1.2%	1,570	-7.8%	378	-75.9%
	Public	0	70	0.0%	20	-71.4%	147	635.0%	337	129.3%	513	52.2%	364	-29.0%	425	16.8%	429	0.9%	360	-16.1%	333	-7.5%
Body on chassis, body on frame or ladder type construction	Private	0	0	-	0	-	0	-	0	-	0	-	0	-	0	-	0	-	0	-	0	-
	Public	0	0	-	0	-	0	-	0	-	0	-	0	-	0	-	0	-	0	-	0	-
By Sector	Private	435	697	60.2%	790	13.3%	1,316	66.6%	1,326	0.8%	1,468	10.7%	1,553	5.8%	1,682	8.3%	1,702	1.2%	1,570	-7.8%	378	-75.9%
	Public	0	70	0.0%	20	-71.4%	147	635.0%	337	129.3%	513	52.2%	364	-29.0%	425	16.8%	429	0.9%	360	-16.1%	333	-7.5%
Total		435	767	76.3%	810	5.6%	1,463	80.6%	1,663	13.7%	1,981	19.1%	1,917	-3.2%	2,107	9.9%	2,131	1.1%	1,930	-9.4%	711	-63.2%

New 40 - <45' Sales

		2010	2011	yoy	2012	yoy	2013	yoy	2014	yoy	2015	yoy	2016	yoy	2017	yoy	2018	yoy	2019	yoy	2020	yoy
Semi/full monocoque, unibody chassis construction	Private	8	9	12.5%	9	0.0%	14	55.6%	18	28.6%	26	44.4%	21	-19.2%	19	-9.5%	10	-47.4%	3	-70.0%	75	2400.0%
	Public	0	0	0.0%	0	0.0%	60	0.0%	18	-70.0%	29	61.1%	53	82.8%	30	-43.4%	20	-33.3%	26	30.0%	35	34.6%
Body on chassis, body on frame or ladder type construction	Private	15	0	-100.0%	0	-	0	-	3	-	11	266.7%	0	-100.0%	0	0.0%	0	0.0%	0	0.0%	0	0.0%
	Public	0	0	-	0	-	0	-	0	-	0	-	0	-	0	-	0	-	0	-	0	-
By Sector	Private	23	9	-60.9%	9	0.0%	14	55.6%	21	50.0%	37	76.2%	21	-43.2%	19	-9.5%	10	-47.4%	3	-70.0%	75	2400.0%
	Public	0	0	0.0%	0	0.0%	60	0.0%	18	-70.0%	29	61.1%	53	82.8%	30	-43.4%	20	-33.3%	26	30.0%	35	34.6%
Total		23	9	-60.9%	9	0.0%	74	722.2%	39	-47.3%	66	69.2%	74	12.1%	49	-33.8%	30	-38.8%	29	-3.3%	110	279.3%

New 30 - <40' Sales

		2010	2011	yoy	2012	yoy	2013	yoy	2014	yoy	2015	yoy	2016	yoy	2017	yoy	2018	yoy	2019	yoy	2020	yoy
Semi/full monocoque, unibody chassis construction	Private	14	7	-50.0%	5	-28.6%	3	-40.0%	0	-100.0%	5	0.0%	143	2760.0%	123	-14.0%	118	-4.1%	183	55.1%	58	-68.3%
	Public	0	0	-	12	-	0	-100.0%	0	-	0	-	0	-	0	-	0	-	1	-	0	-
Body on chassis, body on frame or ladder type construction	Private	22	30	36.4%	27	-10.0%	24	-11.1%	32	33.3%	39	21.9%	7	-82.1%	0	-100.0%	0	0.0%	0	0.0%	15	0.0%
	Public	0	0	-	0	-	0	-	0	-	0	-	0	-	0	-	0	-	0	-	0	-
By Sector	Private	36	37	2.8%	32	-13.5%	27	-15.6%	32	18.5%	44	37.5%	150	240.9%	123	-18.0%	118	-4.1%	183	55.1%	73	-60.1%
	Public	0	0	-	12	-	0	-100.0%	0	-	0	-	0	-	0	-	0	-	1	-	0	-
Total		36	37	2.8%	44	18.9%	27	-38.6%	32	18.5%	44	37.5%	150	240.9%	123	-18.0%	118	-4.1%	184	55.9%	73	-60.3%

New

Total Sales

		2010	2011	yoy	2012	yoy	2013	yoy	2014	yoy	2015	yoy	2016	yoy	2017	yoy	2018	yoy	2019	yoy	2020	yoy
Semi/full monocoque, unibody chassis construction	Private	457	713	56.0%	804	12.8%	1,333	65.8%	1,344	0.8%	1,499	11.5%	1,717	14.5%	1,824	6.2%	1,830	0.3%	1,756	-4.0%	511	-70.9%
	Public	0	70	0.0%	32	-54.3%	207	546.9%	355	71.5%	542	52.7%	417	-23.1%	455	9.1%	449	-1.3%	387	-13.8%	368	-4.9%
Body on chassis, body on frame or ladder type construction	Private	37	30	-18.9%	27	-10.0%	24	-11.1%	35	45.8%	50	42.9%	7	-86.0%	0	-100.0%	0	0.0%	0	0.0%	15	0.0%
	Public	0	0	-	0	-	0	-	0	-	0	-	0	-	0	-	0	-	0	-	0	-
By Sector	Private	494	743	50.4%	831	11.8%	1,357	63.3%	1,379	1.6%	1,549	12.3%	1,724	11.3%	1,824	5.8%	1,830	0.3%	1,756	-4.0%	526	-70.0%
	Public	0	70	0.0%	32	-54.3%	207	546.9%	355	71.5%	542	52.7%	417	-23.1%	455	9.1%	449	-1.3%	387	-13.8%	368	-4.9%
Total		494	813	64.6%	863	6.2%	1,564	81.2%	1,734	10.9%	2,091	20.6%	2,141	2.4%	2,279	6.4%	2,279	0.0%	2,143	-6.0%	894	-58.3%

Pre-owned

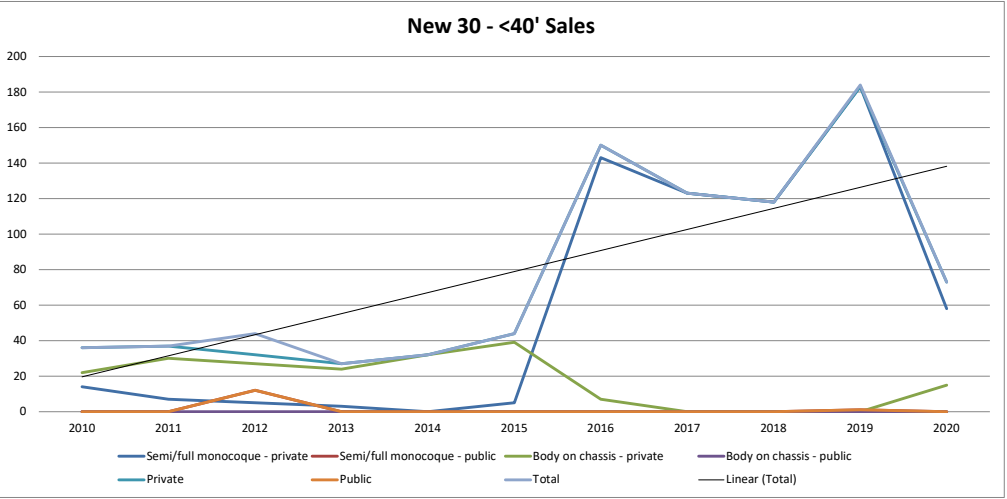
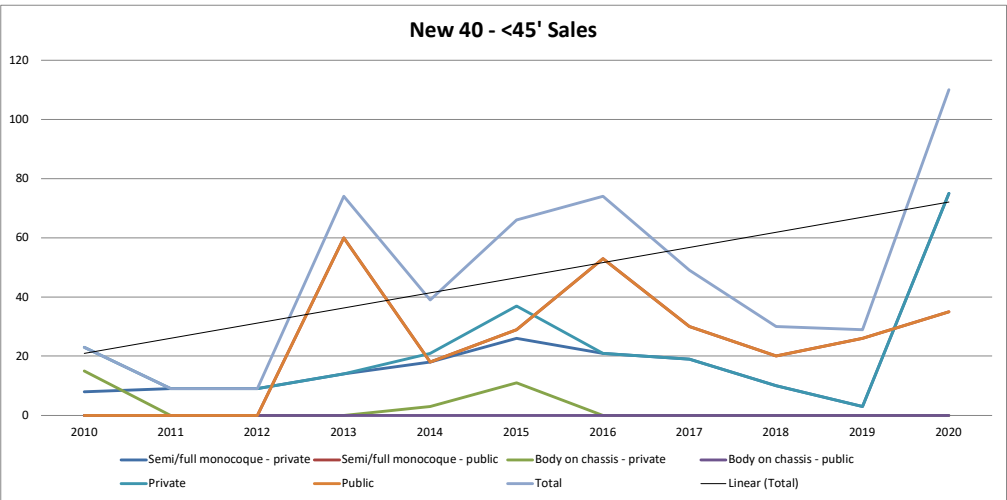
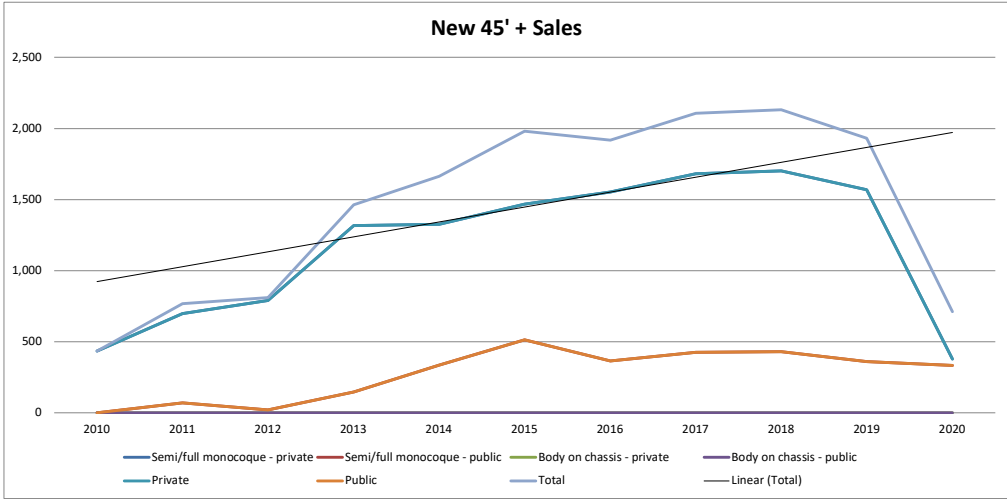
Total Sales

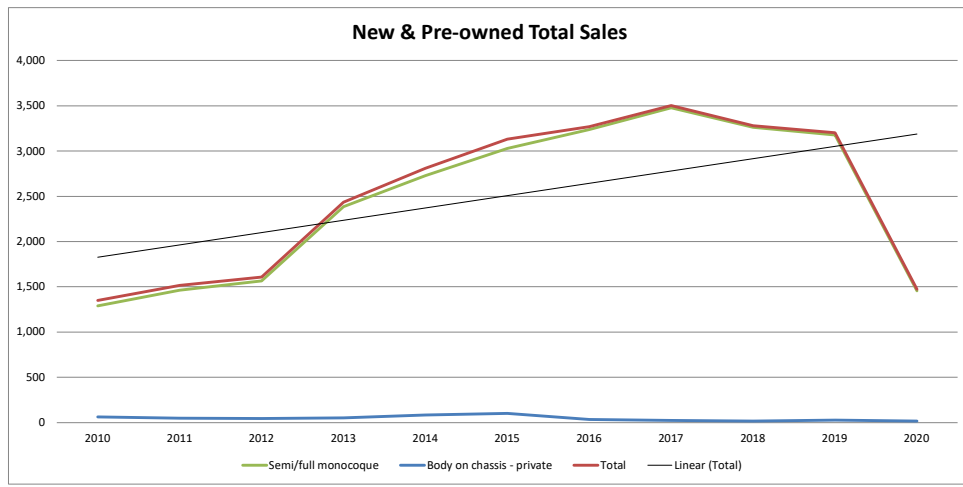
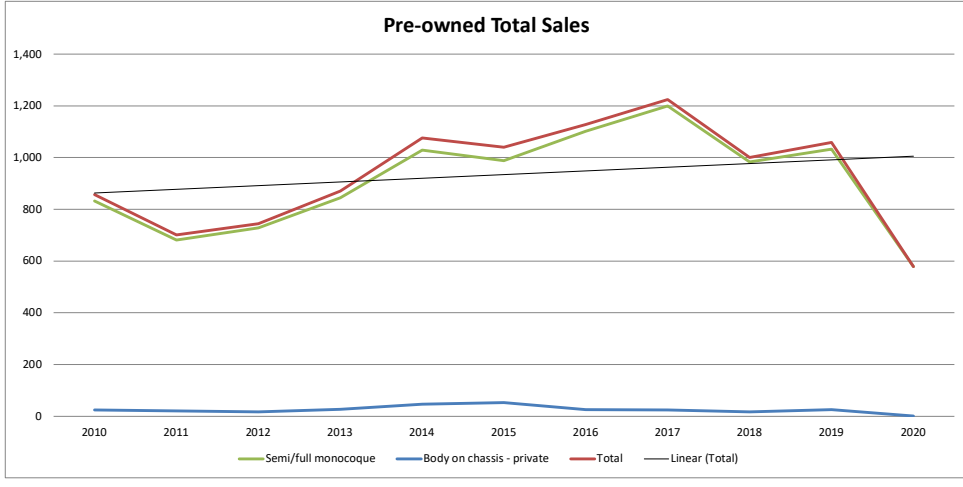
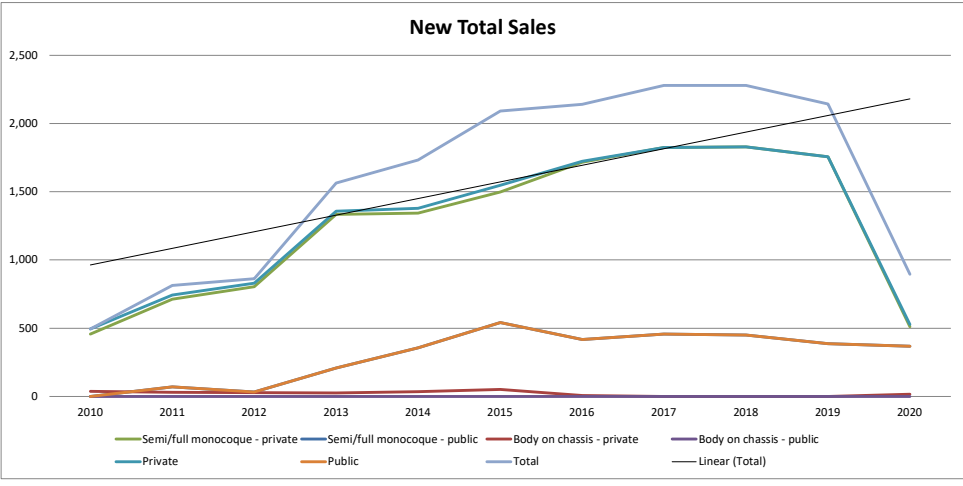
		2010	2011	yoy	2012	yoy	2013	yoy	2014	yoy	2015	yoy	2016	yoy	2017	yoy	2018	yoy	2019	yoy	2020	yoy
Semi/full monocoque, unibody chassis construction		832	681	-18.1%	728	6.9%	844	15.9%	1,029	21.9%	988	-4.0%	1,102	11.5%	1,200	8.9%	983	-18.1%	1,033	5.1%	578	-44.0%
Body on chassis, body on frame or ladder type construction		25	20	-20.0%	17	-15.0%	27	58.8%	47	74.1%	52	10.6%	26	-50.0%	25	-3.8%	17	-32.0%	26	52.9%	1	-96.2%
Total		857	701	-18.2%	745	6.3%	871	16.9%	1,076	23.5%	1,040	-3.3%	1,128	8.5%	1,225	8.6%	1,000	-18.4%	1,059	5.9%	579	-45.3%

New & Pre-owned

Total Sales

		2010	2011	yoy	2012	yoy	2013	yoy	2014	yoy	2015	yoy	2016	yoy	2017	yoy	2018	yoy	2019	yoy	2020	yoy
Semi/full monocoque, unibody chassis construction		1,289	1,464	13.6%	1,564	6.8%	2,384	52.4%	2,728	14.4%	3,029	11.0%	3,236	6.8%	3,479	7.5%	3,262	-6.2%	3,176	-2.6%	1,457	-54.1%
Body on chassis, body on frame or ladder type construction		62	50	-19.4%	44	-12.0%	51	15.9%	82	60.8%	102	24.4%	33	-67.6%	25	-24.2%	17	-32.0%	26	52.9%	16	-38.5%
Total		1,351	1,514	12.1%	1,608	6.2%	2,435	51.4%	2,810	15.4%	3,131	11.4%	3,269	4.4%	3,504	7.2%	3,279	-6.4%	3,202	-2.3%	1,473	-54.0%





New 45' + Sales

	2017Q1	2018Q1	qoq	2017Q2	2018Q2	qoq	2017Q3	2018Q3	qoq	2017Q4	2018Q4	qoq	2018Q1	2019Q1	qoq	2018Q2	2019Q2	qoq	2018Q3	2019Q3	qoq	2018Q4	2019Q4	qoq	2019Q1	2020Q1	qoq	2019Q2	2020Q2	qoq	2019Q3	2020Q3	qoq	2019Q4	2020Q4	qoq			
Semi/full monocoque, unibody chassis construction	371	323	-12.9%	451	501	11.1%	323	390	20.7%	537	488	-9.1%	323	275	-14.9%	501	401	-20.0%	390	402	3.1%	488	492	0.8%	275	187	-32.0%	401	29	-92.8%	402	61	-84.8%	492	101	-79.5%			
	104	75	-27.9%	88	123	39.8%	89	94	5.6%	144	137	-4.9%	75	85	13.3%	123	75	-39.0%	94	93	-1.1%	137	107	-21.9%	85	57	-32.9%	75	26	-65.3%	93	132	41.9%	107	118	10.3%			
Body on chassis, body on frame or ladder type construction	0	0	-	0	0	-	0	0	-	0	0	-	0	0	-	0	0	-	0	0	-	0	0	-	0	0	-	0	0	-	0	0	-	0	0	-	0	0	-
	0	0	-	0	0	-	0	0	-	0	0	-	0	0	-	0	0	-	0	0	-	0	0	-	0	0	-	0	0	-	0	0	-	0	0	-	0	0	-
By Sector	371	323	-12.9%	451	501	11.1%	323	390	20.7%	537	488	-9.1%	323	275	-14.9%	501	401	-20.0%	390	402	3.1%	488	492	0.8%	275	187	-32.0%	401	29	-92.8%	402	61	-84.8%	492	101	-79.5%			
	104	75	-27.9%	88	123	39.8%	89	94	5.6%	144	137	-4.9%	75	85	13.3%	123	75	-39.0%	94	93	-1.1%	137	107	-21.9%	85	57	-32.9%	75	26	-65.3%	93	132	41.9%	107	118	10.3%			
Total	475	398	-16.2%	539	624	15.8%	412	484	17.5%	681	625	-8.2%	398	360	-9.5%	624	476	-23.7%	484	495	2.3%	625	599	-4.2%	360	244	-32.2%	476	55	-88.4%	495	193	-61.0%	599	219	-63.4%			

New 40 - <45' Sales

	2017Q1	2018Q1	qoq	2017Q2	2018Q2	qoq	2017Q3	2018Q3	qoq	2017Q4	2018Q4	qoq	2018Q1	2019Q1	qoq	2018Q2	2019Q2	qoq	2018Q3	2019Q3	qoq	2018Q4	2019Q4	qoq	2019Q1	2020Q1	qoq	2019Q2	2020Q2	qoq	2019Q3	2020Q3	qoq	2019Q4	2020Q4	qoq			
Semi/full monocoque, unibody chassis construction	5	1	-80.0%	2	8	300.0%	12	0	-100.0%	0	1	#DIV/0!	1	3	200.0%	8	0	-100.0%	0	0	0.0%	1	0	0.0%	3	60	0.0%	0	1	0.0%	0	2	0.0%	0	12	0.0%			
	2	1	-50.0%	8	7	-12.5%	7	1	-85.7%	13	11	-15.4%	1	0	-100.0%	7	4	-42.9%	1	14	1300.0%	11	8	-27.3%	0	7	#DIV/0!	4	6	50.0%	14	14	0.0%	8	8	0.0%			
Body on chassis, body on frame or ladder type construction	0	0	-	0	0	-	0	0	-	0	0	-	0	0	-	0	0	-	0	0	-	0	0	-	0	0	-	0	0	-	0	0	-	0	0	-	0	0	-
	0	0	-	0	0	-	0	0	-	0	0	-	0	0	-	0	0	-	0	0	-	0	0	-	0	0	-	0	0	-	0	0	-	0	0	-	0	0	-
By Sector	5	1	-80.0%	2	8	300.0%	12	0	-100.0%	0	1	#DIV/0!	1	3	200.0%	8	0	-100.0%	0	0	0.0%	1	0	0.0%	3	60	0.0%	0	1	0.0%	0	2	0.0%	0	12	0.0%			
	2	1	-50.0%	8	7	-12.5%	7	1	-85.7%	13	11	-15.4%	1	0	-100.0%	7	4	-42.9%	1	14	1300.0%	11	8	-27.3%	0	7	#DIV/0!	4	6	50.0%	14	14	0.0%	8	8	0.0%			
Total	7	2	-71.4%	10	15	50.0%	19	1	-94.7%	13	12	-7.7%	2	3	50.0%	15	4	-73.3%	1	14	1300.0%	12	8	-33.3%	3	67	2133.3%	4	7	75.0%	14	16	14.3%	8	20	150.0%			

New 30 - <40' Sales

	2017Q1	2018Q1	qoq	2017Q2	2018Q2	qoq	2017Q3	2018Q3	qoq	2017Q4	2018Q4	qoq	2018Q1	2019Q1	qoq	2018Q2	2019Q2	qoq	2018Q3	2019Q3	qoq	2018Q4	2019Q4	qoq	2019Q1	2020Q1	qoq	2019Q2	2020Q2	qoq	2019Q3	2020Q3	qoq	2019Q4	2020Q4	qoq			
Semi/full monocoque, unibody chassis construction	25	30	20.0%	18	29	61.1%	38	19	-50.0%	42	40	-4.8%	30	46	53.3%	29	21	-27.6%	19	52	173.7%	40	64	60.0%	46	25	-45.7%	21	0	-100.0%	52	2	-96.2%	64	31	-51.6%			
	0	0	-	0	0	-	0	0	-	0	0	-	0	0	-	0	1	-	0	0	-	0	0	-	0	0	-	1	0	-	0	0	-	0	0	-			
Body on chassis, body on frame or ladder type construction	0	0	-	0	0	-	0	0	-	0	0	-	0	0	-	0	0	-	0	0	-	0	0	-	0	13	-	0	0	-	0	0	-	0	0	-	0	0	-
	0	0	-	0	0	-	0	0	-	0	0	-	0	0	-	0	0	-	0	0	-	0	0	-	0	13	-	0	0	-	0	0	-	0	0	-	0	0	-
By Sector	25	30	20.0%	18	29	61.1%	38	19	-50.0%	42	40	-4.8%	30	46	53.3%	29	21	-27.6%	19	52	173.7%	40	64	60.0%	46	25	-45.7%	21	0	-100.0%	52	2	-96.2%	64	33	-48.4%			
	0	0	-	0	0	-	0	0	-	0	0	-	0	0	-	0	1	-	0	0	-	0	0	-	0	13	-	0	0	-	0	0	-	0	0	-			
Total	25	30	20.0%	18	29	61.1%	38	19	-50.0%	42	40	-4.8%	30	46	53.3%	29	22	-24.1%	19	52	173.7%	40	64	60.0%	46	28	-39.1%	21	0	-100.0%	52	2	-96.2%	64	33	-48.4%			

New Total Sales

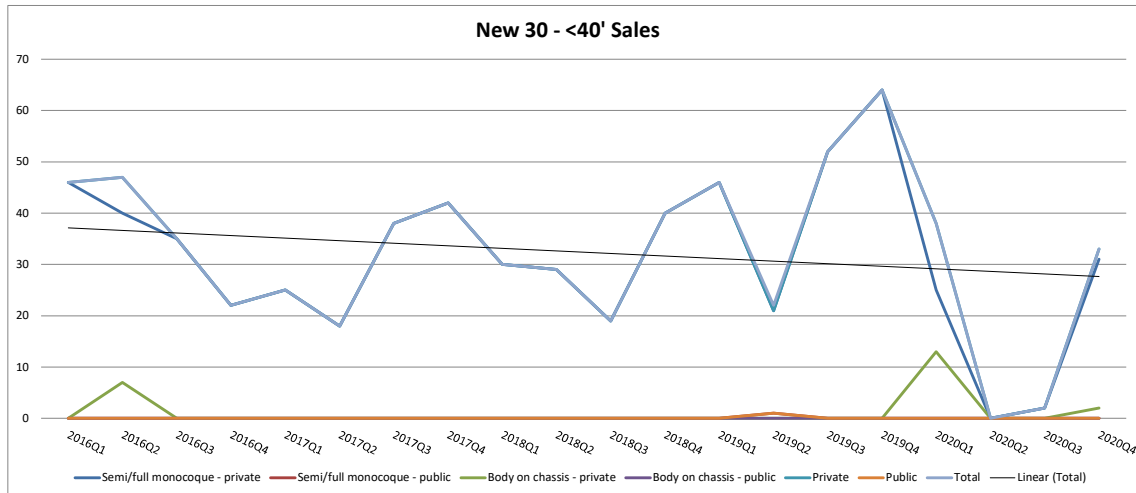
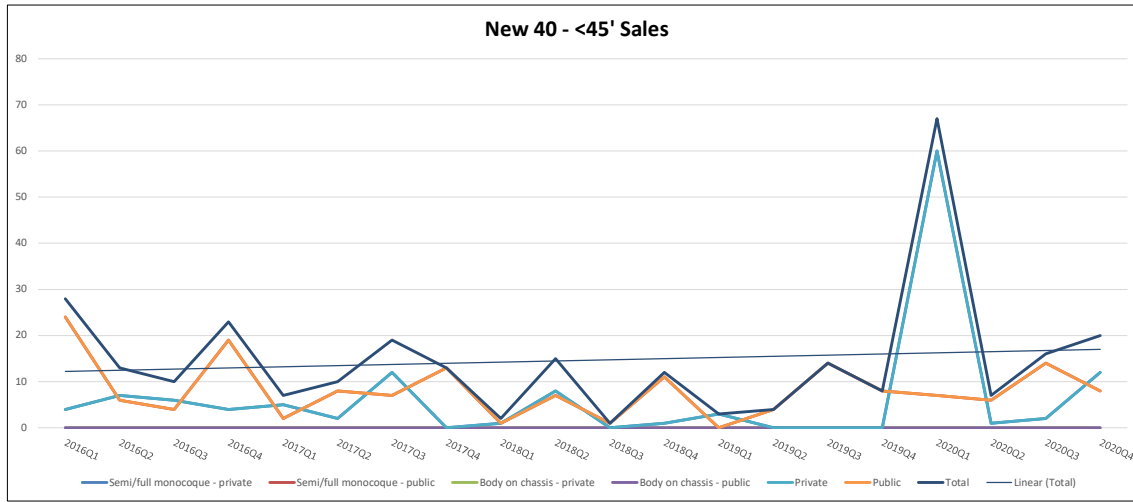
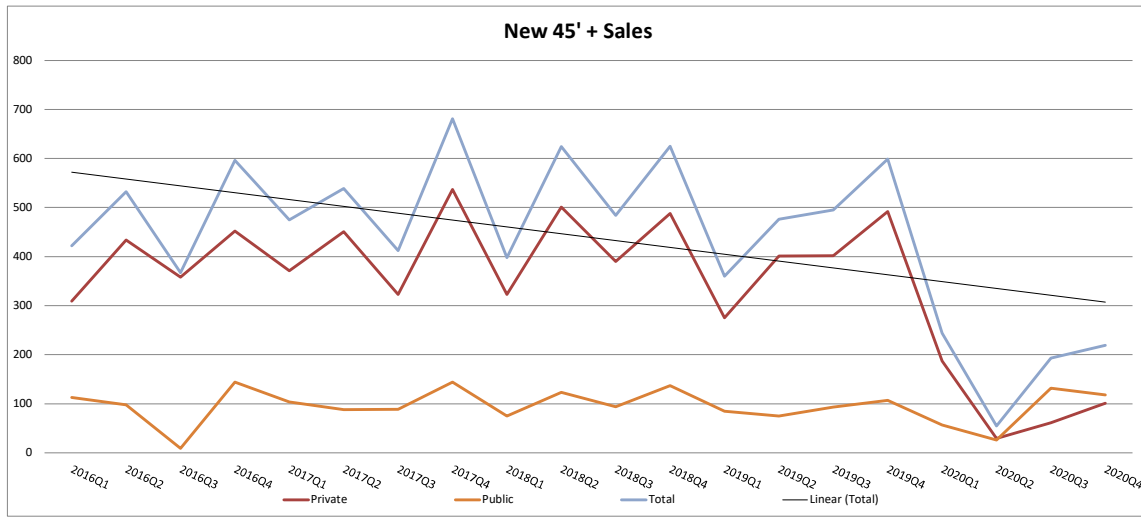
	2017Q1	2018Q1	qoq	2017Q2	2018Q2	qoq	2017Q3	2018Q3	qoq	2017Q4	2018Q4	qoq	2018Q1	2019Q1	qoq	2018Q2	2019Q2	qoq	2018Q3	2019Q3	qoq	2018Q4	2019Q4	qoq	2019Q1	2020Q1	qoq	2019Q2	2020Q2	qoq	2019Q3	2020Q3	qoq	2019Q4	2020Q4	qoq			
Semi/full monocoque, unibody chassis construction	401	354	-11.7%	471	538	14.2%	373	409	9.7%	579	529	-8.6%	354	324	-8.5%	538	422	-21.6%	409	454	11.0%	529	556	5.1%	324	272	-16.0%	422	30	-92.9%	454	65	-85.7%	556	144	-74.1%			
	106	76	-28.3%	96	130	35.4%	96	95	-1.0%	157	148	-5.7%	76	85	11.8%	130	80	-38.5%	95	107	12.6%	148	115	-22.3%	85	64	-24.7%	80	32	-60.0%	107	146	36.4%	115	126	9.6%			
Body on chassis, body on frame or ladder type construction	0	0	-	0	0	-	0	0	-	0	0	-	0	0	-	0	0	-	0	0	-	0	0	-	0	13	-	0	0	-	0	0	-	0	0	-	0	2	-
	0	0	-	0	0	-	0	0	-	0	0	-	0	0	-	0	0	-	0	0	-	0	0	-	0	0	-	0	0	-	0	0	-	0	0	-	0	0	-
By Sector	401	354	-11.7%	471	538	14.2%	373	409	9.7%	579	529	-8.6%	354	324	-8.5%	538	422	-21.6%	409	454	11.0%	529	556	5.1%	324	285	-12.0%	422	30	-92.9%	454	65	-85.7%	556	146	-73.7%			
	106	76	-28.3%	96	130	35.4%	96	95	-1.0%	157	148	-5.7%	76	85	11.8%	130	80	-38.5%	95	107	12.6%	148	115	-22.3%	85	64	-24.7%	80	32	-60.0%	107	146	36.4%	115	126	9.6%			
Total	507	430	-15.2%	567	668	17.8%	469	504	7.5%	736	677	-8.0%	430	409	-4.9%	668	502	-24.9%	504	561	11.3%	677	671	-0.9%	409	349	-14.7%	502	62	-87.6%	561	211	-62.4%	671	272	-59.5%			

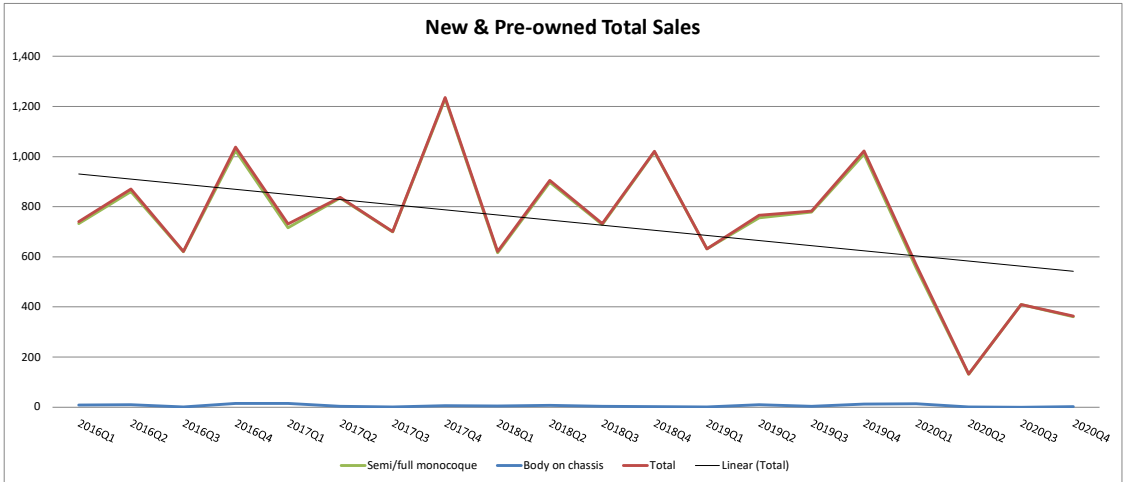
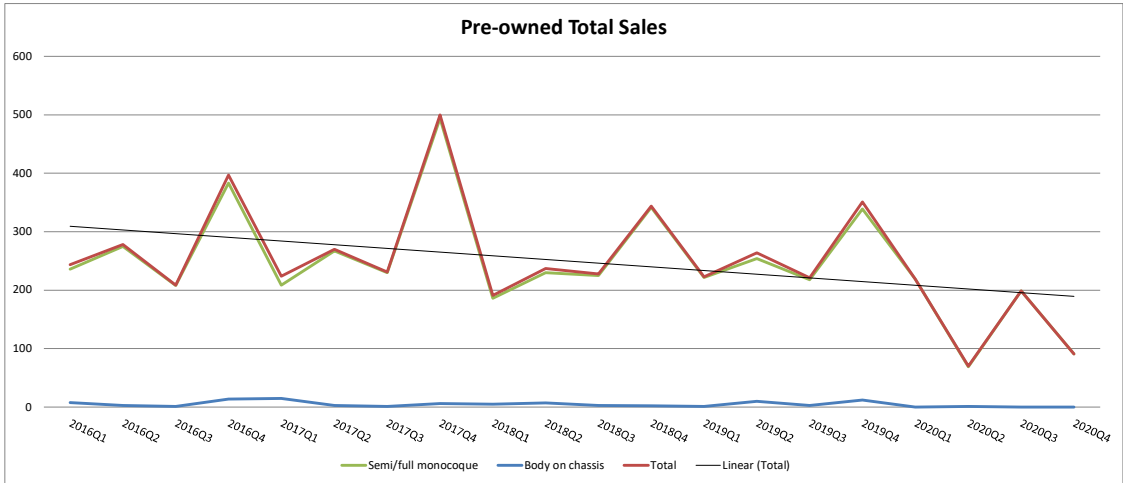
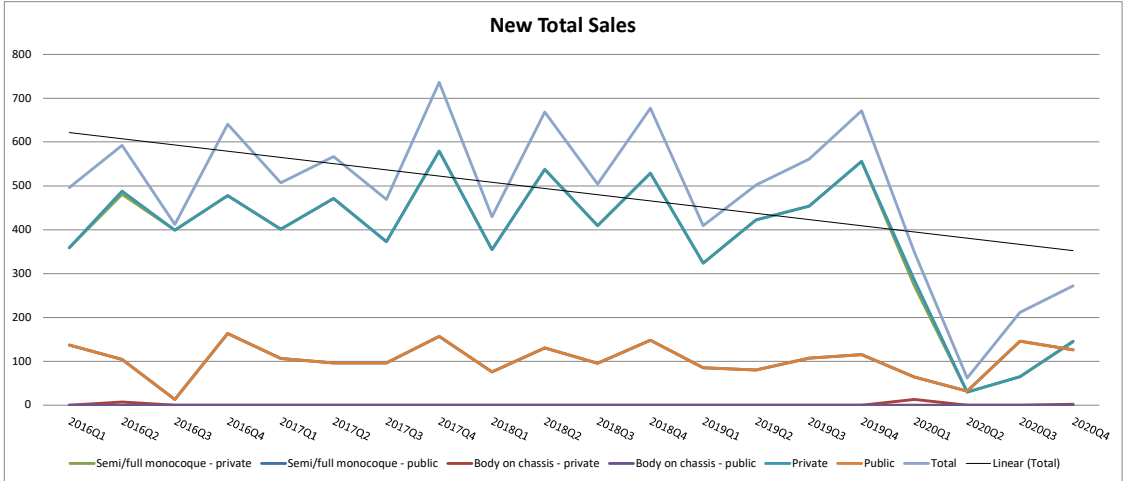
Pre-owned Total Sales

	2017Q1	2018Q1	qoq	2017Q2	2018Q2	qoq	2017Q3	2018Q3	qoq	2017Q4	2018Q4	qoq	2018Q1	2019Q1	qoq	2018Q2	2019Q2	qoq	2018Q3	2019Q3	qoq	2018Q4	2019Q4	qoq	2019Q1	2020Q1	qoq	2019Q2	2020Q2	qoq	2019Q3	2020Q3	qoq	2019Q4	2020Q4	qoq
Semi/full monocoque, unibody chassis construction	209	186	-11.0%	267	230	-13.9%	230	225	-2.2%	494	342	-30.8%	186	222	19.4%	230	254	10.4%	225	218	-3.1%	342	339	-0.9%	222	219	-1.4%	254	69	-72.8%	218	199	-8.7%	339	91	-73.2%
Body on chassis, body on frame or ladder type construction	15	5	-66.7%	3	7	133.3%	1	3	200.0%	6	2	-66.7%	5	1	-80.0%	7	10	42.9%	3	3	0.0%	2	12	500.0%	1	0	-100.0%	10	1	-90.0%	3	0	-100.0%	12	0	-100.0%
Total	224	191	-14.7%	270	237	-12.2%	231	228	-1.3%	500	344	-31.2%	191	223	16.8%	237	264	11.4%	228	221	-3.1%	344	351	2.0%	223	219	-1.8%	264	70	-73.5%	221	199	-10.0%	351	91	-74.1%

New & Pre-owned Total Sales

	2017Q1	2018Q1	qoq	2017Q2	2018Q2	qoq	2017Q3	2018Q3	qoq	2017Q4	2018Q4	qoq	2018Q1	2019Q1	qoq	2018Q2	2019Q2	qoq	2018Q3	2019Q3	qoq	2018Q4	2019Q4	qoq	2019Q1	2020Q1	qoq	2019Q2	2020Q2	qoq	2019Q3	2020Q3	qoq	2019Q4	2020Q4	qoq
Semi/full monocoque, unibody chassis construction	716	616	-14.0%	834	898	7.7%	699	729	4.3%	1,230	1,019	-17.2%	616	631	2.4%	898	756	-15.8%	729	779	6.9%	1,019	1,010	-0.9%	631	555	-12.0%	756	131	-82.7%	779	410	-47.4%	1,010	361	-64.3%
Body on chassis, body on frame or ladder type construction	15	5	-66.7%	3	7	133.3%	1	3	200.0%	6	2	-66.7%	5	1	-80.0%	7	10	42.9%	3	3	0.0%	2	12	500.0%	1	13	1200.0%	10	1	-90.0%	3	0	-100.0%	12	2	-83.3%
Total	731	621	-15.0%	837	905	8.1%	700	732	4.6%	1,236	1,021	-17.4%	621	632	1.8%	905	766	-15.4%	732	782	6.8%	1,021	1,022	0.1%	632	568	-10.1%	766	132	-82.8%	782	410	-47.6%	1,022	363	-64.5%





Results For: **Q1 - 2018**
 Respondents: **3 (Historically Edited)**

Private Sector Sales

New Vehicles

<u>Length</u>	<u>Baggage storage</u>	Semi/full monocoque, unibody chassis construction	Body on chassis, body on frame or ladder type construction	<u>Total</u>
		45' +	Yes	
40 - <45'	Yes	1	0	1
30 - <40'	Yes	30	0	30
	Total	354	0	354

Public Sector Sales

New Vehicles

<u>Length</u>	<u>Baggage storage</u>	Semi/full monocoque, unibody chassis construction	Body on chassis, body on frame or ladder type construction	<u>Total</u>
		45' +	Yes	
40 - <45'	Yes	1	0	1
30 - <40'	Yes	0	0	0
	Total	76	0	76

Pre-owned Vehicle Sales

Pre-owned Vehicles

Semi/full monocoque, unibody chassis construction	Body on chassis, body on frame or ladder type construction	<u>Total</u>
186	5	191

Shell Sales

Total Shell Sales

8

(sale of a monocoque or unibody chassis with integrated passenger deck above a luggage compartment to a third-party coach builder for commercial leasing)

Engines (new vehicle sales)

Detroit*	Mercedes	Cummins	Volvo	Navistar	Other 1	Other 2	Total
112	0	199	127	0	0	0	438

Transmission (new vehicle sales)

Allison	Volvo	ZF	Eaton	Other 1	Other 2	Total
438	0	0	0	0	0	438

Sales By Market

<u>Market</u>	<i>New Vehicles</i>	<i>Pre-Owned Vehicles</i>	<u>Total</u>
United States	409	183	592
Canada	29	7	36
Other	0	1	1
Total	438	191	629

Source of Vehicles

<u>Source</u>	<i>New Vehicles</i>	<i>Pre-Owned Vehicles</i>	<u>Total</u>
United States & Canada	287	90	377
Other Countries	151	101	252
Total	438	191	629

Results For: **Q2 - 2018**
Respondents: **3 (Historically Edited)**

Private Sector Sales

New Vehicles

<u>Length</u>	<u>Baggage storage</u>	Semi/full monocoque, unibody chassis construction	Body on chassis, body on frame or ladder type construction	<u>Total</u>
		45' + Yes	501	
40 - <45' Yes	8	0	8	
30 - <40' Yes	29	0	29	
Total	538	0	538	

Public Sector Sales

New Vehicles

<u>Length</u>	<u>Baggage storage</u>	Semi/full monocoque, unibody chassis construction	Body on chassis, body on frame or ladder type construction	<u>Total</u>
		45' + Yes	123	
40 - <45' Yes	7	0	7	
30 - <40' Yes	0	0	0	
Total	130	0	130	

Pre-owned Vehicle Sales

Pre-owned Vehicles

Semi/full monocoque, unibody chassis construction	Body on chassis, body on frame or ladder type construction	<u>Total</u>
230	7	237

Shell Sales

Total Shell Sales

14

(sale of a monocoque or unibody chassis with integrated passenger deck above a luggage compartment to a third-party coach builder for commercial leasing)

Engines (new vehicle sales)

Detroit*	Mercedes	Cummins	Volvo	Navistar	Other 1	Other 2	Total
113	0	336	233	0	0	0	682

Transmission (new vehicle sales)

Allison	Volvo	ZF	Eaton	Other 1	Other 2	Total
682	0	0	0	0	0	682

Sales By Market

<u>Market</u>	<i>New Vehicles</i>	<i>Pre-Owned Vehicles</i>	<u>Total</u>
United States	539	220	759
Canada	129	17	146
Other	0	0	0
Total	668	237	905

Source of Vehicles

<u>Source</u>	<i>New Vehicles</i>	<i>Pre-Owned Vehicles</i>	<u>Total</u>
United States & Canada	473	194	667
Other Countries	195	43	238
Total	668	237	905

Private Sector Sales

New Vehicles

<u>Length</u>	<u>Baggage storage</u>	Semi/full monocoque, unibody chassis construction	Body on chassis, body on frame or ladder type construction	<u>Total</u>
		45' +	Yes	
40 - <45'	Yes	0	0	0
30 - <40'	Yes	19	0	19
	Total	409	0	409

Public Sector Sales

New Vehicles

<u>Length</u>	<u>Baggage storage</u>	Semi/full monocoque, unibody chassis construction	Body on chassis, body on frame or ladder type construction	<u>Total</u>
		45' +	Yes	
40 - <45'	Yes	1	0	1
30 - <40'	Yes	0	0	0
	Total	95	0	95

Pre-owned Vehicle Sales

Pre-owned Vehicles

Semi/full monocoque, unibody chassis construction	Body on chassis, body on frame or ladder type construction	<u>Total</u>
225	3	228

Shell Sales

Total Shell Sales

10

(sale of a monocoque or unibody chassis with integrated passenger deck above a luggage compartment to a third-party coach builder for commercial leasing)

Engines (new vehicle sales)

Detroit*	Mercedes	Cummins	Volvo	Navistar	Other 1	Other 2	Total
118	0	228	168	0	0	0	514

Transmission (new vehicle sales)

Allison	Volvo	ZF	Eaton	Other 1	Other 2	Total
513	1	0	0	0	0	514

Sales By Market

<u>Market</u>	<i>New Vehicles</i>	<i>Pre-Owned Vehicles</i>	<u>Total</u>
United States	472	211	683
Canada	32	16	48
Other	0	1	1
Total	504	228	732

Source of Vehicles

<u>Source</u>	<i>New Vehicles</i>	<i>Pre-Owned Vehicles</i>	<u>Total</u>
United States & Canada	345	148	493
Other Countries	159	80	239
Total	504	228	732

American Bus Association Foundation
 Coach Manufacturer Survey
 Quarterly Survey
 Results For: **Q4 - 2018**
 Respondents: **3**

Private Sector Sales

New Vehicles

<u>Length</u>	<u>Baggage storage</u>	Semi/full mono-coque, unibody chassis construction	Body on chassis, body on frame or ladder type construction	<u>Total</u>
		45' +	Yes	
40 - <45'	Yes	1	0	1
30 - <40'	Yes	40	0	40
	Total	529	0	529

Public Sector Sales

New Vehicles

<u>Length</u>	<u>Baggage storage</u>	Semi/full mono-coque, unibody chassis construction	Body on chassis, body on frame or ladder type construction	<u>Total</u>
		45' +	Yes	
40 - <45'	Yes	11	0	11
30 - <40'	Yes	0	0	0
	Total	148	0	148

Pre-owned Vehicle Sales

Pre-owned Vehicles

Semi/full mono-coque, unibody chassis construction	Body on chassis, body on frame or ladder type construction	<u>Total</u>
342	2	344

Shell Sales

Total Shell Sales

22

(sale of a mono-coque or unibody chassis with integrated passenger deck above a luggage compartment to a third-party coach builder for commercial leasing)

Engines (new vehicle sales)

Detroit*	Mercedes	Cummins	Volvo	Navistar	Other 1	Other 2	Total
137	0	337	225	0	0	0	699

Transmission (new vehicle sales)

Allison	Volvo	ZF	Eaton	Other 1	Other 2	Total
699	0	0	0	0	0	699

Sales By Market

<u>Market</u>	<i>New Vehicles</i>	<i>Pre-Owned Vehicles</i>	<u>Total</u>
United States	608	317	925
Canada	69	24	93
Other	0	3	3
Total	677	344	1,021

Source of Vehicles

<u>Source</u>	<i>New Vehicles</i>	<i>Pre-Owned Vehicles</i>	<u>Total</u>
United States & Canada	511	114	625
Other Countries	166	230	396
Total	677	344	1,021

Private Sector Sales

New Vehicles

<u>Length</u>	<u>Baggage storage</u>	Semi/full mono-coque, unibody chassis construction	Body on chassis, body on frame or ladder type construction	<u>Total</u>
		45' +	Yes	
40 - <45'	Yes	3	0	3
30 - <40'	Yes	46	0	46
<u>Total</u>		324	0	324

Public Sector Sales

New Vehicles

<u>Length</u>	<u>Baggage storage</u>	Semi/full mono-coque, unibody chassis construction	Body on chassis, body on frame or ladder type construction	<u>Total</u>
		45' +	Yes	
40 - <45'	Yes	0	0	0
30 - <40'	Yes	0	0	0
<u>Total</u>		85	0	85

Pre-owned Vehicle Sales

Pre-owned Vehicles

Semi/full mono-coque, unibody chassis construction	Body on chassis, body on frame or ladder type construction	<u>Total</u>
222	1	223

Shell Sales

Total Shell Sales

9

(sale of a mono-coque or unibody chassis with integrated passenger deck above a luggage compartment to a third-party coach builder for commercial leasing)

Engines (new vehicle sales)

Detroit*	Mercedes	Cummins	Volvo	Navistar	Other 1	Other 2	Total
78	0	214	126	0	0	0	418

Transmission (new vehicle sales)

Allison	Volvo	ZF	Eaton	Other 1	Other 2	Total
418	0	0	0	0	0	418

Sales By Market

<u>Market</u>	<i>New Vehicles</i>	<i>Pre-Owned Vehicles</i>	<u>Total</u>
United States	386	200	586
Canada	23	18	41
Other	0	5	5
<u>Total</u>	409	223	632

Source of Vehicles

<u>Source</u>	<i>New Vehicles</i>	<i>Pre-Owned Vehicles</i>	<u>Total</u>
United States & Canada	243	132	375
Other Countries	166	91	257
<u>Total</u>	409	223	632

Private Sector Sales

New Vehicles

<u>Length</u>	<u>Baggage storage</u>	Semi/full monocoque, unibody chassis construction	Body on chassis, body on frame or ladder type construction	<u>Total</u>
		45' +	Yes	
40 - <45'	Yes	0	0	0
30 - <40'	Yes	21	0	21
	Total	422	0	422

Public Sector Sales

New Vehicles

<u>Length</u>	<u>Baggage storage</u>	Semi/full monocoque, unibody chassis construction	Body on chassis, body on frame or ladder type construction	<u>Total</u>
		45' +	Yes	
40 - <45'	Yes	4	0	4
30 - <40'	Yes	1	0	1
	Total	80	0	80

Pre-owned Vehicle Sales

Pre-owned Vehicles

Semi/full monocoque, unibody chassis construction	Body on chassis, body on frame or ladder type construction	<u>Total</u>
254	10	264

Shell Sales

Total Shell Sales

13

(sale of a monocoque or unibody chassis with integrated passenger deck above a luggage compartment to a third-party coach builder for commercial leasing)

Engines (new vehicle sales)

Detroit*	Mercedes	Cummins	Volvo	Navistar	Other 1	Other 2	Total
70	0	237	208	0	0	0	515

Transmission (new vehicle sales)

Allison	Volvo	ZF	Eaton	Other 1	Other 2	Total
515	0	0	0	0	0	515

Sales By Market

<u>Market</u>	<i>New Vehicles</i>	<i>Pre-Owned Vehicles</i>	<u>Total</u>
United States	407	233	640
Canada	95	31	126
Other	0	0	0
Total	502	264	766

Source of Vehicles

<u>Source</u>	<i>New Vehicles</i>	<i>Pre-Owned Vehicles</i>	<u>Total</u>
United States & Canada	396	145	541
Other Countries	106	119	225
Total	502	264	766

Private Sector Sales

New Vehicles

<u>Length</u>	<u>Baggage storage</u>	Semi/full monocoque, unibody chassis construction	Body on chassis, body on frame or ladder type construction	<u>Total</u>
		45' +	Yes	
40 - <45'	Yes	0	0	0
30 - <40'	Yes	52	0	52
Total		454	0	454

Public Sector Sales

New Vehicles

<u>Length</u>	<u>Baggage storage</u>	Semi/full monocoque, unibody chassis construction	Body on chassis, body on frame or ladder type construction	<u>Total</u>
		45' +	Yes	
40 - <45'	Yes	14	0	14
30 - <40'	Yes	0	0	0
Total		107	0	107

Pre-owned Vehicle Sales

Pre-owned Vehicles

Semi/full monocoque, unibody chassis construction	Body on chassis, body on frame or ladder type construction	<u>Total</u>
218	3	221

Shell Sales

Total Shell Sales

17

(sale of a monocoque or unibody chassis with integrated passenger deck above a luggage compartment to a third-party coach builder for commercial leasing)

Engines (new vehicle sales)

Detroit*	Mercedes	Cummins	Volvo	Navistar	Other 1	Other 2	Total
105	0	277	149	0	2	0	533

Transmission (new vehicle sales)

Allison	Volvo	ZF	Eaton	Other 1	Other 2	Total
577	0	0	1	0	0	578

Sales By Market

<u>Market</u>	<i>New Vehicles</i>	<i>Pre-Owned Vehicles</i>	<u>Total</u>
United States	509	201	710
Canada	52	20	72
Other	0	0	0
Total	561	221	782

Source of Vehicles

<u>Source</u>	<i>New Vehicles</i>	<i>Pre-Owned Vehicles</i>	<u>Total</u>
United States & Canada	367	102	469
Other Countries	149	109	258
Total	516	211	727

Private Sector Sales

New Vehicles

<u>Length</u>	<u>Baggage storage</u>	Semi/full monocoque, unibody chassis construction	Body on chassis, body on frame or ladder type construction	<u>Total</u>
		45' +	Yes	
40 - <45'	Yes	0	0	0
30 - <40'	Yes	64	0	64
	Total	556	0	556

Public Sector Sales

New Vehicles

<u>Length</u>	<u>Baggage storage</u>	Semi/full monocoque, unibody chassis construction	Body on chassis, body on frame or ladder type construction	<u>Total</u>
		45' +	Yes	
40 - <45'	Yes	8	0	8
30 - <40'	Yes	0	0	0
	Total	115	0	115

Pre-owned Vehicle Sales

Pre-owned Vehicles

Semi/full monocoque, unibody chassis construction	Body on chassis, body on frame or ladder type construction	<u>Total</u>
339	12	351

Shell Sales

Total Shell Sales

62

(sale of a monocoque or unibody chassis with integrated passenger deck above a luggage compartment to a third-party coach builder for commercial leasing)

Engines (new vehicle sales)

Detroit*	Mercedes	Cummins	Volvo	Navistar	Other 1	Other 2	Total
59	0	421	223	0	0	0	703

Transmission (new vehicle sales)

Allison	Volvo	ZF	Eaton	Other 1	Other 2	Total
708	0	0	5	0	0	713

Sales By Market

<u>Market</u>	<i>New Vehicles</i>	<i>Pre-Owned Vehicles</i>	<u>Total</u>
United States	650	324	974
Canada	21	25	46
Other	0	2	2
Total	671	351	1,022

Source of Vehicles

<u>Source</u>	<i>New Vehicles</i>	<i>Pre-Owned Vehicles</i>	<u>Total</u>
United States & Canada	513	241	754
Other Countries	158	110	268
Total	671	351	1,022

Private Sector Sales

New Vehicles

<u>Length</u>	<u>Baggage storage</u>	Semi/full monocoque, unibody chassis construction	Body on chassis, body on frame or ladder type construction	<u>Total</u>
		45' + Yes	187	
40 - <45' Yes	60	0	60	
30 - <40' Yes	25	13	38	
Total	272	13	285	

Public Sector Sales

New Vehicles

<u>Length</u>	<u>Baggage storage</u>	Semi/full monocoque, unibody chassis construction	Body on chassis, body on frame or ladder type construction	<u>Total</u>
		45' + Yes	57	
40 - <45' Yes	7	0	7	
30 - <40' Yes	0	0	0	
Total	64	0	64	

Pre-owned Vehicle Sales

Pre-owned Vehicles

Semi/full monocoque, unibody chassis construction	Body on chassis, body on frame or ladder type construction	<u>Total</u>
219	0	219

Shell Sales

Total Shell Sales

8

(sale of a monocoque or unibody chassis with integrated passenger deck above a luggage compartment to a third-party coach builder for commercial leasing)

Engines (new vehicle sales)

Detroit*	Mercedes	Cummins	Volvo	Navistar	Other 1	Other 2	Total
33	0	212	112	0	0	0	357

Transmission (new vehicle sales)

Allison	Volvo	ZF	Eaton	Other 1	Other 2	Total
348	0	0	9	0	0	357

Sales By Market

<u>Market</u>	<i>New Vehicles</i>	<i>Pre-Owned Vehicles</i>	<u>Total</u>
United States	327	214	541
Canada	22	5	27
Other	0	0	0
Total	349	219	568

Source of Vehicles

<u>Source</u>	<i>New Vehicles</i>	<i>Pre-Owned Vehicles</i>	<u>Total</u>
United States & Canada	264	145	409
Other Countries	85	74	159
Total	349	219	568

Private Sector Sales

New Vehicles

<u>Length</u>	<u>Baggage storage</u>	Semi/full monocoque, unibody chassis construction	Body on chassis, body on frame or ladder type construction	<u>Total</u>
		45' +	Yes	
40 - <45'	Yes	1	0	1
30 - <40'	Yes	0	0	0
	Total	30	0	30

Public Sector Sales

New Vehicles

<u>Length</u>	<u>Baggage storage</u>	Semi/full monocoque, unibody chassis construction	Body on chassis, body on frame or ladder type construction	<u>Total</u>
		45' +	Yes	
40 - <45'	Yes	6	0	6
30 - <40'	Yes	0	0	0
	Total	32	0	32

Pre-owned Vehicle Sales

Pre-owned Vehicles

Semi/full monocoque, unibody chassis construction	Body on chassis, body on frame or ladder type construction	<u>Total</u>
69	1	70

Shell Sales

Total Shell Sales

2

(sale of a monocoque or unibody chassis with integrated passenger deck above a luggage compartment to a third-party coach builder for commercial leasing)

Engines (new vehicle sales)

Detroit*	Mercedes	Cummins	Volvo	Navistar	Other 1	Other 2	Total
1	0	53	10	0	0	0	64

Transmission (new vehicle sales)

Allison	Volvo	ZF	Eaton	Other 1	Other 2	Total
64	0	0	0	0	0	64

Sales By Market

<u>Market</u>	<i>New Vehicles</i>	<i>Pre-Owned Vehicles</i>	<u>Total</u>
United States	52	64	116
Canada	10	6	16
Other	0	0	0
Total	62	70	132

Source of Vehicles

<u>Source</u>	<i>New Vehicles</i>	<i>Pre-Owned Vehicles</i>	<u>Total</u>
United States & Canada	58	49	107
Other Countries	4	21	25
Total	62	70	132

Private Sector Sales

New Vehicles

<u>Length</u>	<u>Baggage storage</u>	Semi/full monocoque, unibody chassis construction	Body on chassis, body on frame or ladder type construction	<u>Total</u>
		45' +	Yes	
40 - <45'	Yes	2	0	2
30 - <40'	Yes	2	0	2
<u>Total</u>		65	0	65

Public Sector Sales

New Vehicles

<u>Length</u>	<u>Baggage storage</u>	Semi/full monocoque, unibody chassis construction	Body on chassis, body on frame or ladder type construction	<u>Total</u>
		45' +	Yes	
40 - <45'	Yes	14	0	14
30 - <40'	Yes	0	0	0
<u>Total</u>		146	0	146

Pre-owned Vehicle Sales

Pre-owned Vehicles

Semi/full monocoque, unibody chassis construction	Body on chassis, body on frame or ladder type construction	<u>Total</u>
199	0	199

Shell Sales

Total Shell Sales

5

(sale of a monocoque or unibody chassis with integrated passenger deck above a luggage compartment to a third-party coach builder for commercial leasing)

Engines (new vehicle sales)

Detroit*	Mercedes	Cummins	Volvo	Navistar	Other 1	Other 2	Total
1	0	183	32	0	0	0	216

Transmission (new vehicle sales)

Allison	Volvo	ZF	Eaton	Other 1	Other 2	Total
216	0	0	0	0	0	216

Sales By Market

<u>Market</u>	<i>New Vehicles</i>	<i>Pre-Owned Vehicles</i>	<u>Total</u>
United States	183	176	359
Canada	28	23	51
Other	0	0	0
<u>Total</u>	211	199	410

Source of Vehicles

<u>Source</u>	<i>New Vehicles</i>	<i>Pre-Owned Vehicles</i>	<u>Total</u>
United States & Canada	195	126	321
Other Countries	16	73	89
<u>Total</u>	211	199	410

Private Sector Sales

New Vehicles

<u>Length</u>	<u>Baggage storage</u>	Semi/full monocoque, unibody chassis construction	Body on chassis, body on frame or ladder type construction	<u>Total</u>
		45' +	Yes	
40 - <45'	Yes	12	0	12
30 - <40'	Yes	31	2	33
	Total	144	2	146

Public Sector Sales

New Vehicles

<u>Length</u>	<u>Baggage storage</u>	Semi/full monocoque, unibody chassis construction	Body on chassis, body on frame or ladder type construction	<u>Total</u>
		45' +	Yes	
40 - <45'	Yes	8	0	8
30 - <40'	Yes	0	0	0
	Total	126	0	126

Pre-owned Vehicle Sales

Pre-owned Vehicles

Semi/full monocoque, unibody chassis construction	Body on chassis, body on frame or ladder type construction	<u>Total</u>
91	0	91

Shell Sales

Total Shell Sales

11

(sale of a monocoque or unibody chassis with integrated passenger deck above a luggage compartment to a third-party coach builder for commercial leasing)

Engines (new vehicle sales)

Detroit*	Mercedes	Cummins	Volvo	Navistar	Other 1	Other 2	Total
8	0	211	64	0	0	0	283

Transmission (new vehicle sales)

Allison	Volvo	ZF	Eaton	Other 1	Other 2	Total
279	0	0	0	4	0	283

Sales By Market

<u>Market</u>	<i>New Vehicles</i>	<i>Pre-Owned Vehicles</i>	<u>Total</u>
United States	265	80	345
Canada	7	11	18
Other	0	0	0
Total	272	91	363

Source of Vehicles

<u>Source</u>	<i>New Vehicles</i>	<i>Pre-Owned Vehicles</i>	<u>Total</u>
United States & Canada	246	57	303
Other Countries	26	34	60
Total	272	91	363