

Respondents: 3 (2019Q1 & Q2)
4 (2019Q3 - Present)

New 45' + Sales

	2019Q1	2020Q1	qoq	2019Q3	2020Q3	qoq	2019Q3	2020Q3	qoq	2019Q4	2020Q4	qoq	2020Q1	2021Q1	qoq	2020Q2	2021Q2	qoq	2020Q3	2021Q3	qoq	2020Q4	2021Q4	qoq	2021Q1	2021Q1	qoq	2021Q2	2021Q2	qoq	2021Q3	2021Q3	qoq	2021Q4	2021Q4	qoq	2021Q1	2021Q1	qoq												
Semi/full monocoque, unibody chassis construction	271	187	-32.0%	401	29	-92.8%	402	61	-84.8%	482	101	-79.5%	187	20	-89.3%	29	128	842.4%	81	122	100.0%	151	205	103.0%	20	73	265.0%	128	147	14.8%	122	197	61.5%	205	240	17.1%	73	177	142.5%	147	265	80.3%	197	277	40.6%	240	445	85.4%	177	318	79.7%
Body on chassis, body on frame or ladder type construction	0	0	-	0	0	-	0	0	-	0	0	-	0	0	-	0	0	-	0	0	-	0	0	-	0	0	-	0	0	-	0	0	-	0	0	-	0	0	-	0	0	-	0	0	-	0	0	-			
By Sector	271	187	-32.0%	401	29	-92.8%	402	61	-84.8%	482	101	-79.5%	187	20	-89.3%	29	128	842.4%	81	122	100.0%	151	205	103.0%	20	73	265.0%	128	147	14.8%	122	197	61.5%	205	240	17.1%	73	177	142.5%	147	265	80.3%	197	277	40.6%	240	445	85.4%	177	318	79.7%
Total	300	244	-32.2%	476	55	-88.4%	495	193	-61.0%	599	219	-63.4%	244	153	-37.3%	55	307	458.2%	193	295	6.2%	219	350	59.8%	153	178	16.3%	307	244	-20.5%	205	292	42.4%	350	343	-2.0%	178	244	37.1%	344	289	-18.4%	292	300	2.7%	343	478	39.7%	244	342	-40.2%

New 40 - 45' Sales

	2019Q1	2020Q1	qoq	2019Q3	2020Q3	qoq	2019Q3	2020Q3	qoq	2019Q4	2020Q4	qoq	2020Q1	2021Q1	qoq	2020Q2	2021Q2	qoq	2020Q3	2021Q3	qoq	2020Q4	2021Q4	qoq	2021Q1	2021Q1	qoq	2021Q2	2021Q2	qoq	2021Q3	2021Q3	qoq	2021Q4	2021Q4	qoq	2021Q1	2021Q1	qoq												
Semi/full monocoque, unibody chassis construction	3	60	0.0%	0	1	0.0%	0	2	0.0%	0	12	0.0%	60	0	-100.0%	1	0	-100.0%	2	0	-100.0%	12	0	-100.0%	0	0	0.0%	0	0	0.0%	0	0	0.0%	0	0	0.0%	0	0	0.0%	0	0	0.0%	0	0	0.0%	0	0	0.0%	0	0	0.0%
Body on chassis, body on frame or ladder type construction	0	7	0.0%	4	6	50.0%	14	14	0.0%	8	8	0.0%	7	3	-57.1%	6	5	-16.7%	14	10	-35.7%	8	2	-75.0%	3	5	66.7%	5	5	0.0%	10	6	-40.0%	2	3	50.0%	5	6	20.0%	5	4	-20.0%	6	2	-66.7%	3	0	-100.0%	6	0	-100.0%
By Sector	3	60	0.0%	0	1	0.0%	0	2	0.0%	0	12	0.0%	60	0	-100.0%	1	0	-100.0%	2	0	-100.0%	12	0	-100.0%	0	0	0.0%	0	0	0.0%	0	0	0.0%	0	0	0.0%	0	0	0.0%	0	0	0.0%	0	0	0.0%	0	0	0.0%	0	0	0.0%
Total	3	67	2133.3%	4	7	75.0%	14	16	14.3%	8	20	150.0%	67	3	-95.5%	7	5	-28.6%	16	19	18.8%	20	2	-90.0%	3	5	66.7%	5	5	0.0%	10	6	-40.0%	2	3	50.0%	5	6	20.0%	5	4	-20.0%	6	2	-66.7%	3	0	-100.0%	6	0	-100.0%

New 30 - 40' Sales

	2019Q1	2020Q1	qoq	2019Q3	2020Q3	qoq	2019Q3	2020Q3	qoq	2019Q4	2020Q4	qoq	2020Q1	2021Q1	qoq	2020Q2	2021Q2	qoq	2020Q3	2021Q3	qoq	2020Q4	2021Q4	qoq	2021Q1	2021Q1	qoq	2021Q2	2021Q2	qoq	2021Q3	2021Q3	qoq	2021Q4	2021Q4	qoq	2021Q1	2021Q1	qoq												
Semi/full monocoque, unibody chassis construction	46	25	-45.7%	21	0	-100.0%	52	2	-96.2%	64	31	-51.6%	25	0	-100.0%	0	3	0.0%	2	11	450.0%	31	37	19.4%	9	8	-11.2%	3	35	1066.7%	11	38	245.5%	37	32	-13.5%	8	30	250.0%	35	11	-62.9%	38	36	-5.3%	32	62	93.8%	10	17	70.0%
Body on chassis, body on frame or ladder type construction	0	0	-	1	0	-	0	0	-	0	0	-	0	0	-	0	0	-	0	0	-	0	0	-	0	0	-	0	0	-	0	0	-	0	0	-	0	0	-	0	0	-	0	0	-	0	0	-			
By Sector	46	25	-45.7%	21	0	-100.0%	52	2	-96.2%	64	31	-51.6%	25	0	-100.0%	0	3	0.0%	2	11	450.0%	31	37	19.4%	9	8	-11.2%	3	35	1066.7%	11	38	245.5%	37	32	-13.5%	8	30	250.0%	35	11	-62.9%	38	36	-5.3%	32	62	93.8%	10	17	70.0%
Total	46	25	-45.7%	22	0	-100.0%	52	2	-96.2%	64	33	-48.4%	25	0	-100.0%	0	3	0.0%	2	11	450.0%	33	37	12.1%	9	8	-11.2%	3	35	1066.7%	11	38	245.5%	37	32	-13.5%	8	30	250.0%	35	11	-62.9%	38	36	-5.3%	32	62	93.8%	10	17	70.0%

New Total Sales

	2019Q1	2020Q1	eq	2019Q2	2020Q2	eq	2019Q3	2020Q3	eq	2019Q4	2020Q4	eq	2020Q1	2021Q1	eq	2020Q2	2021Q2	eq	2020Q3	2021Q3	eq	2020Q4	2021Q4	eq	2021Q1	2021Q1	eq	2021Q2	2021Q2	eq	2021Q3	2021Q3	eq	2021Q4	2021Q4	eq	2021Q1	2021Q1	eq												
Semi/full monocoque, unibody chassis construction	324	272	-16.0%	422	30	-92.9%	454	65	-85.7%	556	144	-74.1%	272	29	-89.3%	30	131	336.7%	65	133	104.6%	144	242	68.1%	29	81	179.3%	131	182	38.9%	133	235	76.7%	242	272	12.4%	81	187	130.9%	182	278	52.7%	235	313	33.2%	272	507	86.4%	187	335	79.1%
Body on chassis, body on frame or ladder type construction	85	64	-24.7%	80	32	-60.0%	107	146	36.4%	115	126	9.6%	64	116	122.5%	32	184	475.0%	146	102	-30.2%	126	147	16.7%	116	110	-18.2%	184	102	-44.6%	102	101	-1.0%	147	106	-27.9%	110	71	-35.0%	102	28	-72.5%	101	25	-75.2%	106	34	-67.9%	71	24	-67.1%
By Sector	324	285	-12.0%	422	30	-92.9%	454	65	-85.7%	556	146	-73.7%	285	29	-89.8%	30	131	336.7%	65	133	104.6%	146	242	65.8%	29	81	179.3%	131	182	38.9%	133	235	76.7%	242	272	12.4%	81	187	130.9%	182	278	52.7%	235	313	33.2%	272	507	86.4%	187	335	79.1%
Total	409	346	-14.7%	502	62	-87.6%	561	211	-62.4%	671	272	-59.5%	346	165	-52.7%	62	315	408.2%	211	235	11.4%	272	389	43.0%	165	195	17.6%	315	284	-9.8%	235	136	-41.0%	389	378	-2.8%	195	200	2.6%	284	306	7.7%	136	138	0.6%	378	543	43.1%	200	459	58.1%

Pre-owned Total Sales

	2019Q1	2020Q1	eq	2019Q2	2020Q2	eq	2019Q3	2020Q3	eq	2019Q4	2020Q4	eq	2020Q1	2021Q1	eq	2020Q2	2021Q2	eq	2020Q3	2021Q3	eq	2020Q4	2021Q4	eq	2021Q1	2021Q1	eq	2021Q2	2021Q2	eq	2021Q3	2021Q3	eq	2021Q4	2021Q4	eq	2021Q1	2021Q1	eq												
Semi/full monocoque, unibody chassis construction	222	219	-1.4%	254	69	-72.8%	218	199	-8.7%	339	91	-73.2%	219	103	-53.0%	69	182	163.8%	199	124	-37.7%	91	179	96.7%	103	100	-3.0%	182	112	-38.5%	124	91	-36.6%	179	157	-12.3%	100	92	-8.0%	112	101	-9.8%	91	104	14.3%	157	87	-44.6%	92	66	-28.3%
Body on chassis, body on frame or ladder type construction	1	0	-100.0%	10	1	-90.0%	3	0	-100.0%	12	2	-83.3%	1	2	200.0%	1	0	-100.0%	0	0	0.0%	2	200.0%	2	0	-100.0%	0	0	0.0%	0	0	0.0%	0	0	0.0%	0	0	0.0%	0	0	0.0%	0	0	0.0%	0	0	0.0%	0	0	0.0%	
Total	223	219	-1.8%	264	70	-73.5%	221	199	-10.0%	351	91	-74.1%	219	105	-52.1%	70	182	160.0%	199	124	-37.7%	91	179	96.7%	100	100	0.0%	182	112	-38.5%	124	91	-36.6%	179	157	-12.3%	100	92	-8.0%	112	101	-9.8%	91	104	14.3%	157	87	-44.6%	92	66	-28.3%

New & Pre-owned Total Sales

	2019Q1	2020Q1	eq	2019Q2	2020Q2	eq	2019Q3	2020Q3	eq	2019Q4	2020Q4	eq	2020Q1	2021Q1	eq	2020Q2	2021Q2	eq	2020Q3	2021Q3	eq	2020Q4	2021Q4	eq	2021Q1	2021Q1	eq	2021Q2	2021Q2	eq	2021Q3	2021Q3	eq	2021Q4	2021Q4	eq	2021Q1	2021Q1	eq												
Semi/full monocoque, unibody chassis construction	631	555	-12.0%	756	131	-82.7%	779	410	-47.4%	1,050	361	-64.3%	555	268	-51.7%	131	497	279.4%	410	359	-12.4%	361	568	57.3%	268	300	11.9%	497	396	-20.3%	359	427	18.9%	568	535	-5.8%	300	312	17.3%	396	407	2.8%	427	442	3.5%	535	628	17.4%	352	425	20.7%
Body on chassis, body on frame or ladder type construction	1	13	1200.0%	10	1	-90.0%	3	0	-100.0%	12	2	-83.3%	1	2	200.0%	1	0	-100.0%	0	0	0.0%	2	0	-100.0%	2	0	-100.0%	0	0	0.0%	0	0	0.0%	0	0	0.0%	0	0	0.0%	0	0	0.0%	0	0	0.0%	0	0	0.0%			
Total	632	568	-10.1%	766	132	-82.8%	782	410	-47.6%	1,022	363	-64.5%	568	270	-52.5%	132	497	276.5%	410	359	-12.4%	363	568	56.0%	270	300	11.1%	497	396	-20.3%	359	427	18.9%	568	535	-5.8%	300	312	17.3%	396	407	2.8%	427	442	3.5%	535	628	17.4%	352	425	20.7%

	2016Q1	2016Q2	2016Q3	2016Q4	2017Q1	2017Q2	2017Q3	2017Q4	2018Q1	2018Q2	2018Q3	2018Q4	2019Q1	2019Q2	2019Q3	2019Q4	2020Q1	2020Q2	2020Q3	2020Q4	2021Q1	2021Q2	2021Q3	2021Q4	2022Q1	2022Q2	2022Q3	2022Q4	2023Q1	2023Q2	2023Q3	2023Q4	2024Q1
Semi/full monocoque - private	309	434	358	452	371	451	323	537	323	501	390	488	275	401	402	492	187	29	61	101	20	128	122	205	73	147	197	240	177	265	277	445	318
Semi/full monocoque - public	113	98	9	144	104	88	89	144	75	123	94	137	85	75	93	107	57	26	132	118	133	179	83	145	105	97	95	103	67	24	23	34	24
Body on chassis - private	0	0	0	0	0	0	0	0	0	0	0	0	0	0	0	0	0	0	0	0	0	0	0	0	0	0	0	0	0	0	0	0	0
Body on chassis - public	0	0	0	0	0	0	0	0	0	0	0	0	0	0	0	0	0	0	0	0	0	0	0	0	0	0	0	0	0	0	0	0	0
Private	309	434	358	452	371	451	323	537	323	501	390	488	275	401	402	492	187	29	61	101	20	128	122	205	73	147	197	240	177	265	277	445	318
Public	113	98	9	144	104	88	89	144	75	123	94	137	85	75	93	107	57	26	132	118	133	179	83	145	105	97	95	103	67	24	23	34	24
Total	422	532	367	596	475	539	412	681	398	624	484	625	360	476	495	599	244	55	193	219	153	307	205	350	178	244	292	343	244	289	300	479	342

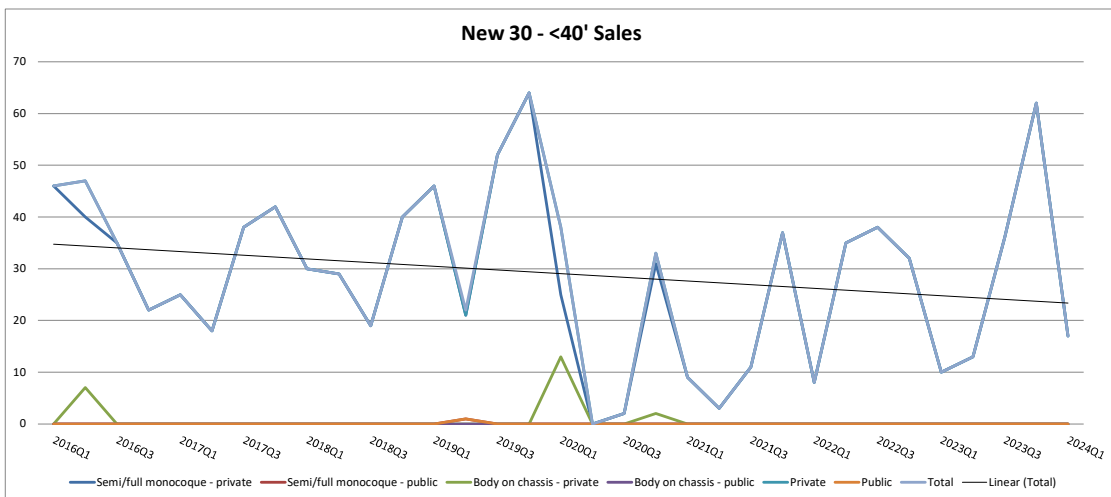
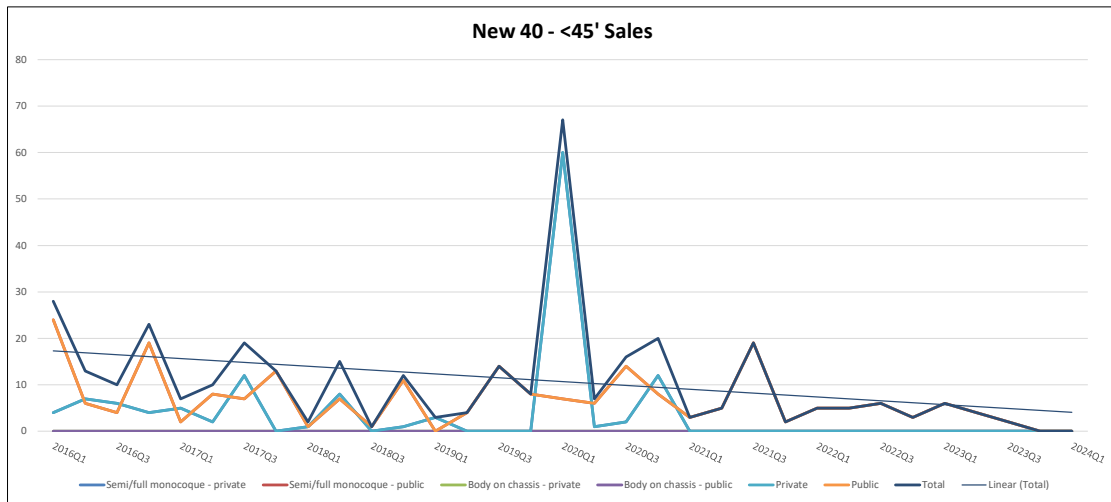
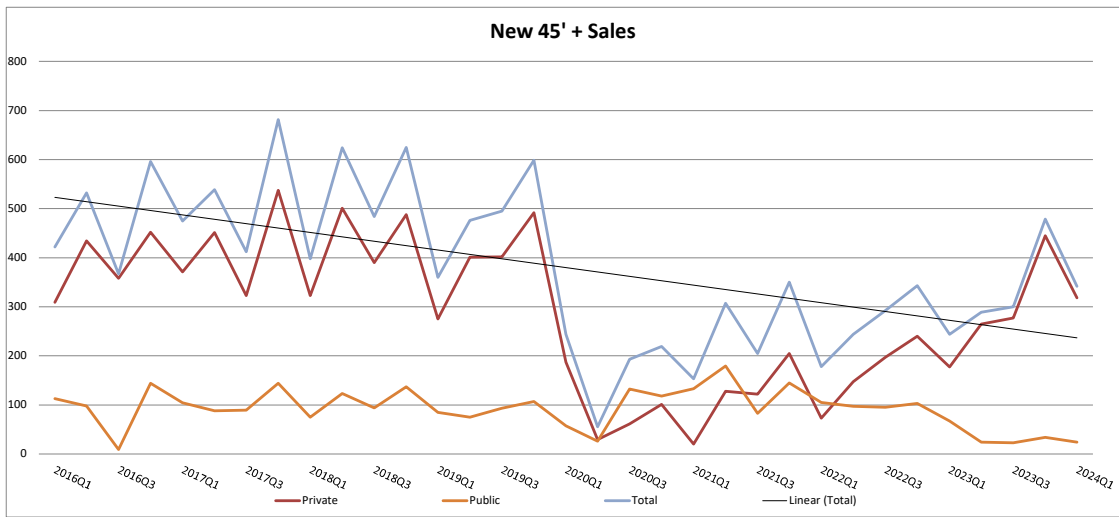
	2016Q1	2016Q2	2016Q3	2016Q4	2017Q1	2017Q2	2017Q3	2017Q4	2018Q1	2018Q2	2018Q3	2018Q4	2019Q1	2019Q2	2019Q3	2019Q4	2020Q1	2020Q2	2020Q3	2020Q4	2021Q1	2021Q2	2021Q3	2021Q4	2022Q1	2022Q2	2022Q3	2022Q4	2023Q1	2023Q2	2023Q3	2023Q4	2024Q1
Semi/full monocoque - private	4	7	6	4	5	2	12	0	1	8	0	1	3	0	0	0	60	1	2	12	0	0	0	0	0	0	0	0	0	0	0	0	0
Semi/full monocoque - public	24	6	4	19	2	8	7	13	1	7	1	11	0	4	14	8	7	6	14	8	3	5	19	2	5	5	6	3	6	4	2	0	0
Body on chassis - private	0	0	0	0	0	0	0	0	0	0	0	0	0	0	0	0	0	0	0	0	0	0	0	0	0	0	0	0	0	0	0	0	0
Body on chassis - public	0	0	0	0	0	0	0	0	0	0	0	0	0	0	0	0	0	0	0	0	0	0	0	0	0	0	0	0	0	0	0	0	0
Private	4	7	6	4	5	2	12	0	1	8	0	1	3	0	0	0	60	1	2	12	0	0	0	0	0	0	0	0	0	0	0	0	0
Public	24	6	4	19	2	8	7	13	1	7	1	11	0	4	14	8	7	6	14	8	3	5	19	2	5	5	6	3	6	4	2	0	0
Total	28	13	10	23	7	10	19	13	2	15	1	12	3	4	14	8	67	7	16	20	3	5	19	2	5	5	6	3	6	4	2	0	0

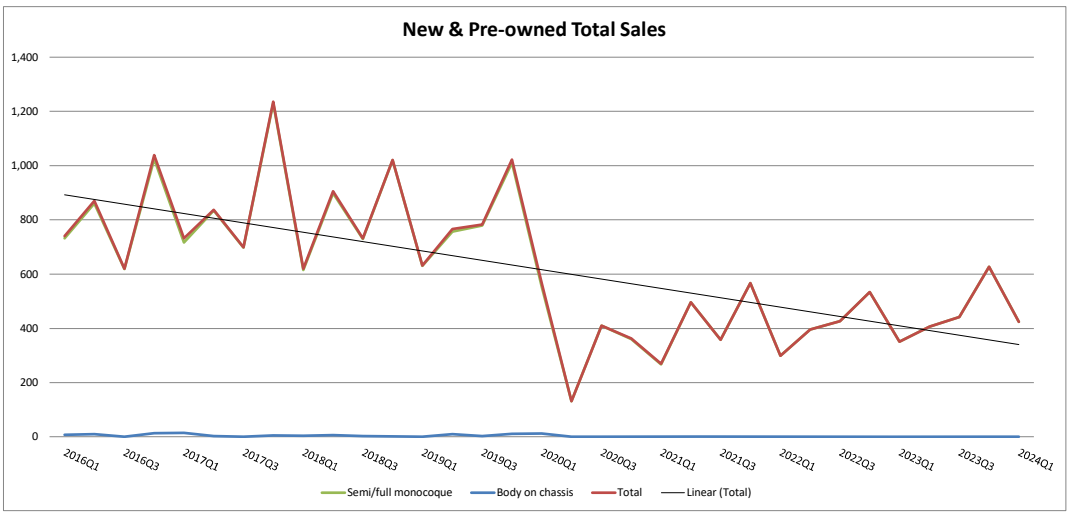
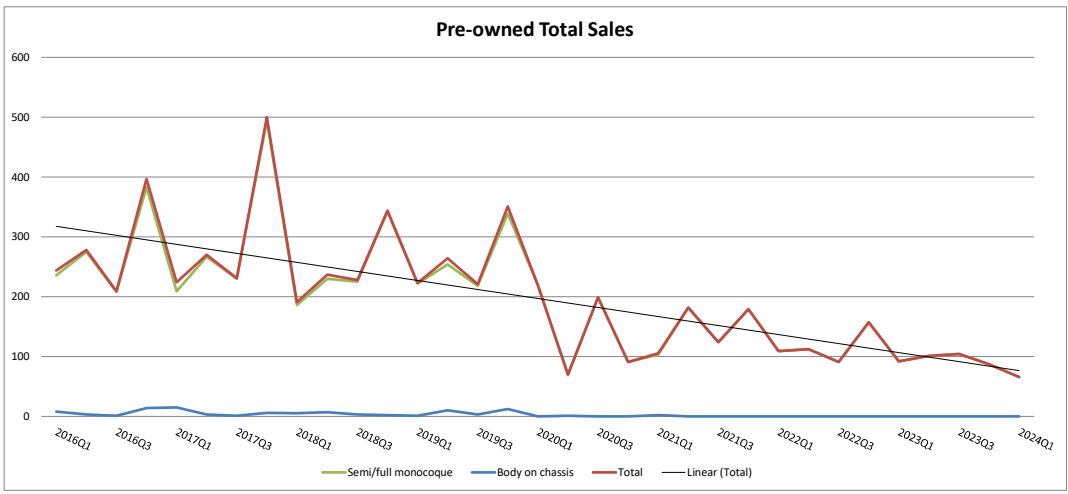
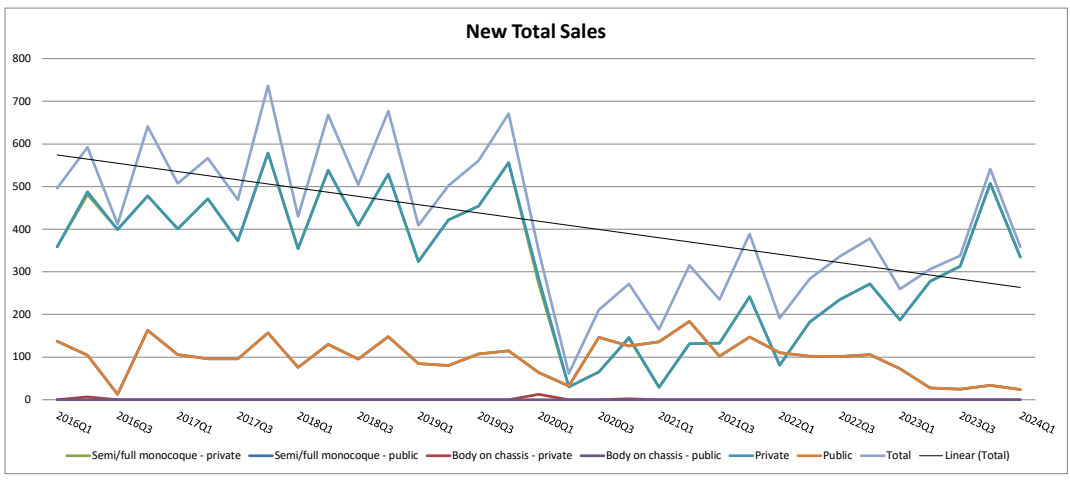
	2016Q1	2016Q2	2016Q3	2016Q4	2017Q1	2017Q2	2017Q3	2017Q4	2018Q1	2018Q2	2018Q3	2018Q4	2019Q1	2019Q2	2019Q3	2019Q4	2020Q1	2020Q2	2020Q3	2020Q4	2021Q1	2021Q2	2021Q3	2021Q4	2022Q1	2022Q2	2022Q3	2022Q4	2023Q1	2023Q2	2023Q3	2023Q4	2024Q1
Semi/full monocoque - private	46	40	35	22	25	18	38	42	30	29	19	40	46	21	52	64	25	0	2	31	9	3	11	37	8	35	38	32	10	13	36	62	17
Semi/full monocoque - public	0	0	0	0	0	0	0	0	0	0	0	0	0	1	0	0	0	0	0	0	0	0	0	0	0	0	0	0	0	0	0	0	0
Body on chassis - private	0	7	0	0	0	0	0	0	0	0	0	0	0	0	0	0	13	0	0	2	0	0	0	0	0	0	0	0	0	0	0	0	0
Body on chassis - public	0	0	0	0	0	0	0	0	0	0	0	0	0	0	0	0	0	0	0	0	0	0	0	0	0	0	0	0	0	0	0	0	0
Private	46	47	35	22	25	18	38	42	30	29	19	40	46	21	52	64	38	0	2	33	9	3	11	37	8	35	38	32	10	13	36	62	17
Public	0	0	0	0	0	0	0	0	0	0	0	0	0	1	0	0	0	0	0	0	0	0	0	0	0	0	0	0	0	0	0	0	0
Total	46	47	35	22	25	18	38	42	30	29	19	40	46	22	52	64	38	0	2	33	9	3	11	37	8	35	38	32	10	13	36	62	17

	2016Q1	2016Q2	2016Q3	2016Q4	2017Q1	2017Q2	2017Q3	2017Q4	2018Q1	2018Q2	2018Q3	2018Q4	2019Q1	2019Q2	2019Q3	2019Q4	2020Q1	2020Q2	2020Q3	2020Q4	2021Q1	2021Q2	2021Q3	2021Q4	2022Q1	2022Q2	2022Q3	2022Q4	2023Q1	2023Q2	2023Q3	2023Q4	2024Q1
Semi/full monocoque - private	359	481	399	478	401	471	373	579	354	538	409	529	324	422	454	556	272	30	65	144	29	131	133	242	81	182	235	272	187	278	313	507	335
Semi/full monocoque - public	137	104	13	163	106	96	96	157	76	130	95	148	85	80	107	115	64	32	146	126	136	184	102	147	110	102	101	106	73	28	25	34	24
Body on chassis - private	0	7	0	0	0	0	0	0	0	0	0	0	0	0	0	0	13	0	0	2	0	0	0	0	0	0	0	0	0	0	0	0	0
Body on chassis - public	0	0	0	0	0	0	0	0	0	0	0	0	0	0	0	0	0	0	0	0	0	0	0	0	0	0	0	0	0	0	0	0	0
Private	359	488	399	478	401	471	373	579	354	538	409	529	324	422	454	556	285	30	65	146	29	131	133	242	81	182	235	272	187	278	313	507	335
Public	137	104	13	163	106	96	96	157	76	130	95	148	85	80	107	115	64	32	146	126	136	184	102	147	110	102	101	106	73	28	25	34	24
Total	496	592	412	641	507	567	469	736	430	668	504	677	409	502	561	671	349	62	211	272	165	315	235	389	191	284	336	378	260	306	338	541	359

	2016Q1	2016Q2	2016Q3	2016Q4	2017Q1	2017Q2	2017Q3	2017Q4	2018Q1	2018Q2	2018Q3	2018Q4	2019Q1	2019Q2	2019Q3	2019Q4	2020Q1	2020Q2	2020Q3	2020Q4	2021Q1	2021Q2	2021Q3	2021Q4	2022Q1	2022Q2	2022Q3	2022Q4	2023Q1	2023Q2	2023Q3	2023Q4	2024Q1
Semi/full monocoque	236	275	208	383	209	267	230	494	186	230	225	342	222	254	218	339	219	69	199	91	103	182	124	179	109	112	91	157	92	101	104	87	66
Body on chassis	8	3	1	14	15	3	1	6	5	7	3	2	1	10	3	12	0	1	0	0	2	0	0	0	0	0	0	0	0	0	0	0	0
Total	244	278	209	397	224	270	231	500	191	237	228	344	223	264	221	351	219	70	199	91	105	182	124	179	109	112	91	157	92	101	104	87	66

	2016Q1	2016Q2	2016Q3	2016Q4	2017Q1	2017Q2	2017Q3	2017Q4	2018Q1	2018Q2	2018Q3	2018Q4	2019Q1	2019Q2	2019Q3	2019Q4	2020Q1	2020Q2	2020Q3	2020Q4	2021Q1	2021Q2	2021Q3	2021Q4	2022Q1	2022Q2	2022Q3	2022Q4	2023Q1	2023Q2	2023Q3	2023Q4	2024Q1
Semi/full monocoque	732	860	620	1,024	716	834	699	1,230	616	898	729	1,019	631	756	779	1,010	555	131	410	361	268	497	359	568	300	396	427	535	352	407	442	628	425
Body on chassis	8	10	1	14	15	3	1	6	5	7	3	2	1	10	3	12	13	1	0	2	2	0	0	0	0	0	0	0	0	0	0	0	0
Total	740	870	621	1,038	731	837	700	1,236	621	905	732	1,021	632	766	782	1,022	568	132	410	363	270	497	359	568	300	396	427	535	352	407	442	628	425





American Bus Association Foundation
 Coach Manufacturer Survey
 Quarterly Survey

Results For: **Q1-2024**
 Respondents: 4

Private Sector Sales

New Vehicles

<u>Length</u>	<u>Baggage storage</u>	Semi/full monocoque, unibody chassis construction
45' +	Yes	318
40 - <45'	Yes	0
30 - <40'	Yes	17
Total		335

Public Sector Sales

New Vehicles

<u>Length</u>	<u>Baggage storage</u>	Semi/full monocoque, unibody chassis construction
45' +	Yes	24
40 - <45'	Yes	0
30 - <40'	Yes	0
Total		24

Pre-owned Vehicle Sales *Pre-owned Vehicles*

Semi/full monocoque, unibody chassis construction
66

Shell Sales

Total Shell Sales	0
-------------------	---

(sale of a monocoque or unibody chassis with integrated passenger)

Body on chassis, body on frame
or ladder type construction

0	Total
0	318
0	0
0	17
0	335

Body on chassis, body on frame
or ladder type construction

0	Total
0	24
0	0
0	0
0	24

Body on chassis, body on frame
or ladder type construction

0	Total
	66

(deck above a luggage compartment to a third-party coach builder for commercial leasing)

Engines (new vehicle sales)

Detroit*

0

Transmission (new vehicle sales)

Allison

359

Sales By Market

Market

New Vehicles

United States

345

Canada

36

Other

0

Total

381

Source of Vehicles

Source

New Vehicles

United States & Canada

229

Other Countries

152

Total

381

Mercedes	Cummins	Volvo	Navistar	Other 1	Other 2
0	273	86	0	0	0

Volvo	ZF	Eaton	Other 1	Other 2
0	0	0	0	0

<i>Pre-Owned Vehicles</i>	<u>Total</u>
63	408
3	39
0	<u>0</u>
66	447

<i>Pre-Owned Vehicles</i>	<u>Total</u>
46	275
20	<u>172</u>
66	447

Total

359

Total

359
